

Sculpture

3D FOUNDATIONS

Mrs. Pittman

Art Room

(229)-413-1726


mapittman@tcjackets.net

<https://www.thomas.k12.ga.us/1/olc/1196>

welcome

to sculpture

In this class you will learn how to creatively problem solve and tackle artistic challenges, while learning life long skills such as persistence, reflection, observation, and self critique. you will learning the basics and tackling new 3D medias and more challenging techniques as the year progresses. We will start the year with sculpture working our way through clay, metals and ending with stained glass.



expectations



be on time



bring your pencil and sketchbook everyday



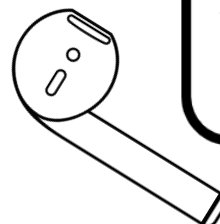
help with clean up daily
(even if it's not your mess!)



respect yourself, your peers
(this includes opinions and property!)
and school staff & property



take responsibility for your own learning
ie. ask for help on techniques or ideas,
stay focused during work time given




You must ask permission to use cellphones in class.

Cell phones need to be put into the basket at your table at the beginning of class.

You are allowed to listen to music with headphones only during "student work time". You are not allowed to listen during presentations, demos, or any group instruction time. If you listen to music you must pick a station and place your phone in your basket.

Misuse of cell phones will result in having your cell phone taken and turned in to the office.

cell phone policy



grades

and how they're weighted

20%

FORMATIVE

Do you put forth a consistent, solid effort in class? Do you keep your eyes open & your head off your desk? Do you ask questions & power through, trying your best when challenged? Effort, after all, not talent is the single most important quality of an artist.

Do you come to class on time? Are you here mentally as well as physically? Did you miss a class period? If it was excused & any work done that day was made up, then no problem! If not, the hour can be made up on your own time.

80%

SUMMATIVE

DO YOU COMPLETE YOUR WORK & SUBMIT IT FOR GRADING?

DO YOU INVEST SOLID EFFORT EVEN IF IT'S OUT OF YOUR COMFORT ZONE OR DEMANDS TECHNIQUE YOU'RE NOT USED TO?

EVERY PROJECT IS EVALUATED BASED ON THE FOLLOWING:



following directions		
expectations and creativity	90-100	A
neatness/ craftsmanship	80-89	B
effort/attitude/work habit	70-79	C
assignment fulfilled	0-69	F
specific criteria for the project		

commonly asked questions

I know I can do better... can I resubmit work?

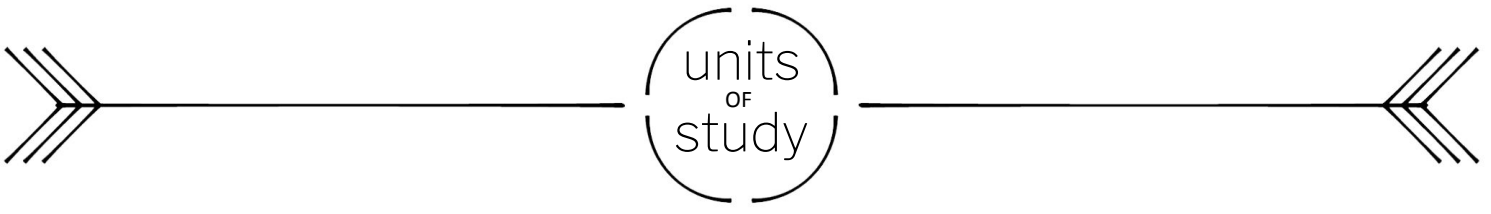
We learn more from our mistakes than we do from our successes, and a willingness to admit we have room to grow is the hallmark of any great artist. If you get a grade back you're not happy with, don't stress out - simply consider its critique or ask for help, then resubmit! Even an 'F' can jump to an 'A' if you're willing to give it the time and effort it demands!

Do I lose points for late work?

Due Dates are important. If you do not turn your project in on time you will lose 10 points each day it is late. This means that if you turn your project in a day late the highest grade you can make is a 90. you will want to stay focus and work hard to not fall behind in this class. However, if you are working hard yet only have a partially completed project, submit it anyway! You may get a low grade, BUT, if you submit the project you will get full credit and will have to opportunity to resubmit for a higher grade. Late work will not be resubmitted.

I'm not the best artist... will I struggle?

The question, I'm afraid is a wrong one. Artistic skill is learned, not inherited (& science will back me up). No one enters a math class expecting to receive a grade for what they already know & an 'F' if they don't understand the next semester's worth of material they haven't yet heard about. In art class, one is graded on the application of fundamentals covered in class & their work ethic, NOT personal style or skill level.



Year at a Glance

1st 9 Weeks

Projects:

Scribble Sculpture (2.5 weeks)

students will use the abstraction of an unplanned scribble to create an analogous relief sculpture.

3D famous artwork (3 weeks)

students will explore art history by choosing a famous 2D painting to transform into a 3D form using clay.

Animal Foam Carving (3 weeks)

students will capture extreme detail in a foam reduction sculpture. Choosing an animal and depicting every detail.

2nd 9 Weeks

Projects:

Wire Object (3 weeks)

using wire and contour outline students will create a sculpture of an everyday object.

Paint 3D famous artwork (2 weeks)

students will use acrylic paint to bring their artwork to life.

Masking Tape Shoe (3 weeks)

students will use masking tape to create a 3D replica of the shoe of their choice.

3rd 9 Weeks

Projects:

Public Sculpture (3 weeks)

Students will explore the purpose of public sculptures, and sculpture artist that have created artworks for the public. Students will also create and design their own sculpture, with a written paper saying where, and why they are creating the sculpture.

Mask (4 weeks)

students will create a mask inspired by African American History. Students will use paper mache to create their mask and tempera paint to paint it.

4th 9 Weeks

Projects:

Cardboard still life relief (3 weeks)

students will create a still life relief sculpture that captures depth.

Breaking the Picture Frame (4 weeks)

students will combine knowledge of paper mache, foam and cardboard media to create an artwork that looks like a picture of some coming out of the picture frame.



Share this syllabus with your parents and let them know what you'll be up to this year, and return with your parent or guardian's signature as well as your own for extra credit. It's important to include your family in your education to ensure you get the help, reminders, and support you need to succeed.

your signature

your parent/guardian's signature